



Student Worksheet


Grades Kindergarten- 2nd

Name: _____

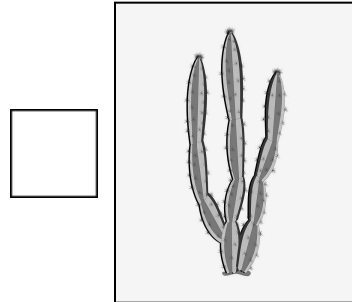
The answers can be found by exploring the dome, and using your brain!

SAFARI ROOM (located in the center of the Skydome)


1. There are many different types of plants in this room. Check the box when you find one of each.



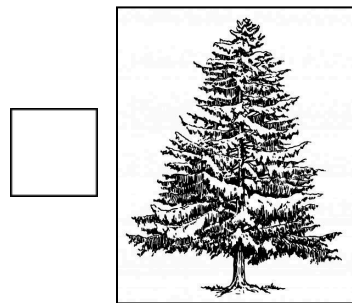
Bromeliad



Cactus



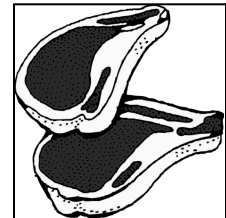
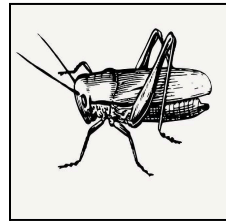





Orchid



Norfolk Pine

2. How many lizards can you find in this room? _____

3. Draw a line from the animal to the food you think it eats.






MEZZANINE (upstairs level of the Skydome)

1. Match the name of the snake to the correct picture:

a. Rattlesnake

b. Anaconda

c. Cobra






2. Here at RG we have two Komodo Dragons. One is a **youngster** in the Upstairs Level, and the other is an **adult** in the Lower Level. What is the main difference you notice between the youngster and the adult?


- a. Horns
- b. Size
- c. Number of legs

LOWER RING (downstairs level of the Skydome)

1. Which habitat (home) do you think the scorpion, frog, and parrot would live in? (Draw a line from the animal to the habitat.)



Pond



Desert



Rainforest

2. What might a turtle use its shell for? (circle all that apply)
- a. Protection (armor)
 - b. House (home)
 - c. Sledding (sled)

Bonus: Draw your favorite animal from the Dome!